











TEAMS	Hudson Valley Select	Renegades Blue & Gold	LSW Astros	Hudson Valley Liberty	Levittown Northstars	South Shore Chiefs	Westfield Wizards	All Stars	Runs For	Runs Against	Wins	Losses	Ties	Total Points
Hudson Valley Select	 7 ----- 4	9 ----- 6	4 ----- 8					20	18	2	1	0	14	
Renegades Blue & Gold	4 ----- 7	 8 ----- 0	9 ----- 1					21	8	2	1	0	14	
LSW Astros	6 ----- 9	0 ----- 8	 9 ----- 7					15	24	1	2	0	7	
Hudson Valley Libery	8 ----- 4	1 ----- 9	7 ----- 9						16	22	1	2	0	7
Levittown Northstars					 0 ----- 4	0 ----- 4	7 ----- 4	7	<u>12</u>	1	2	0	7	
South Shore Chiefs					4 ----- 0	 1 ----- 2	10 ----- 1	15	<u>3</u>	2	1	0	14	
Westfield Wizards					4 ----- 0	2 ----- 1	 7 ----- 5	13	<u>6</u>	3	0	0	21	
All Stars					4 ----- 7	1 ----- 10	5 ----- 7		10	24	0	3	0	0

<b>Final Standings</b>	
<b>1st:</b>	<b>Westfield Wizards</b>
<b>2nd:</b>	<b>Hudson Valley Select</b>
<b>3rd:</b>	<b>South Shore Chiefs</b>
<b>4th:</b>	<b>Renegades Blue &amp; Gold</b>
<b>5th:</b>	<b>Levittown Northstars</b>
<b>6th:</b>	<b>LSW Astros</b>
<b>7th:</b>	<b>Hudson Valley Liberty</b>
<b>8th:</b>	<b>All Stars</b>

<b>Championship Game Score</b>	
<b>Hudson Valley Select</b>	<b>1</b>
<b>Westfield Wizards</b>	<b>2</b>

<b>Consolation Game Score</b>	
<b>Renegades Blue &amp; Gold</b>	<b>1</b>
<b>South Shore Chiefs</b>	<b>2</b>